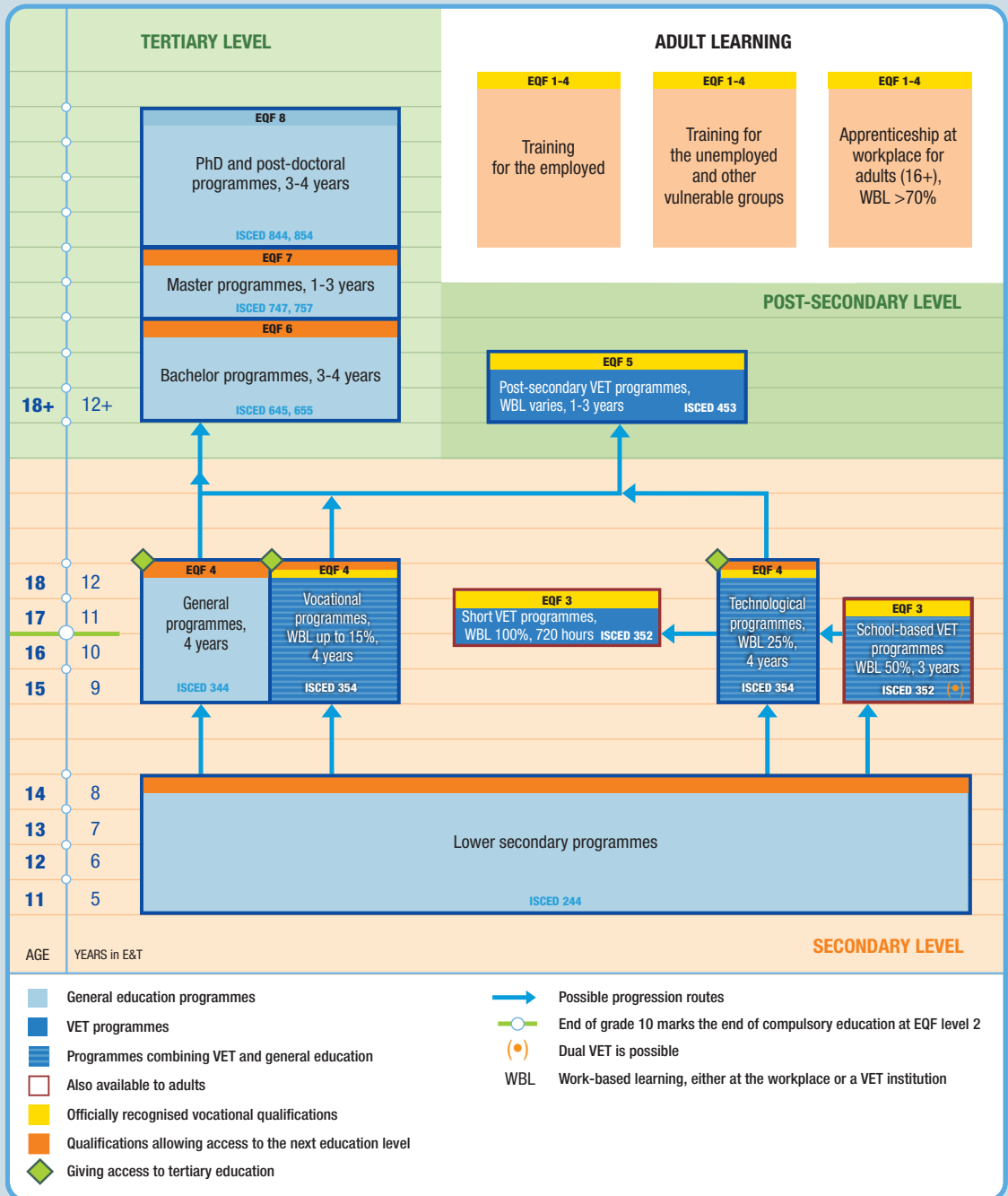


# VET in Romania's education and training system



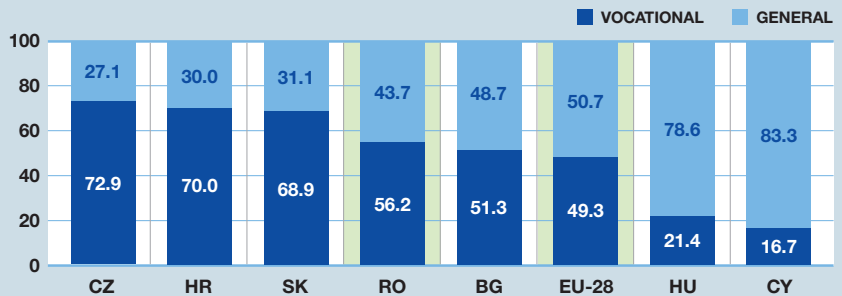
NB: ISCED-P 2011.  
Source: Cedefop and ReferNet Romania.



## Education and training in figures

### Upper secondary students (ISCED 2011 level 3) enrolled in vocational and general programmes

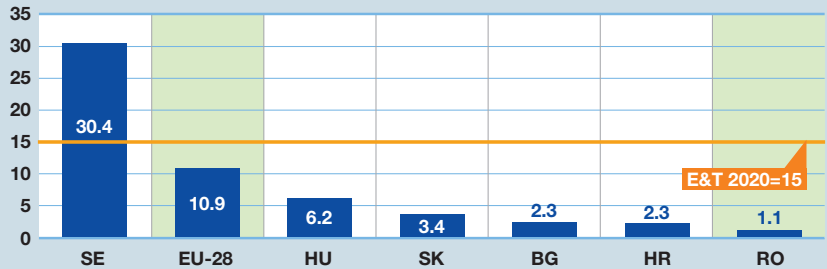
% of all students in upper secondary education, 2016



Source: Cedefop calculations, based on Eurostat, UOE data collection on education systems, date of extraction 11.12.2018.

### Lifelong learning

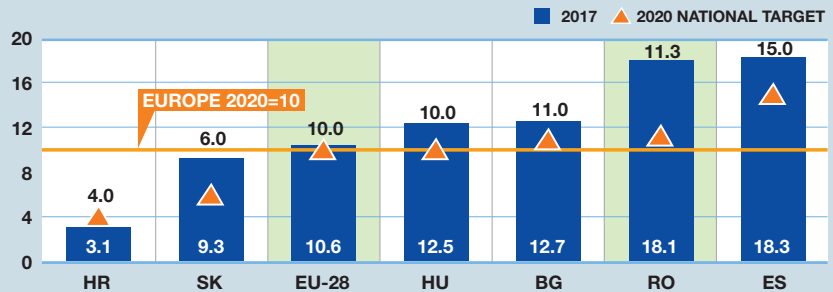
% of population aged 25 to 64 participating in education and training over the four weeks prior to the survey, 2017



Source: Eurostat, EU labour force survey, date of extraction 11.12.2018.

### Early leavers from education and training

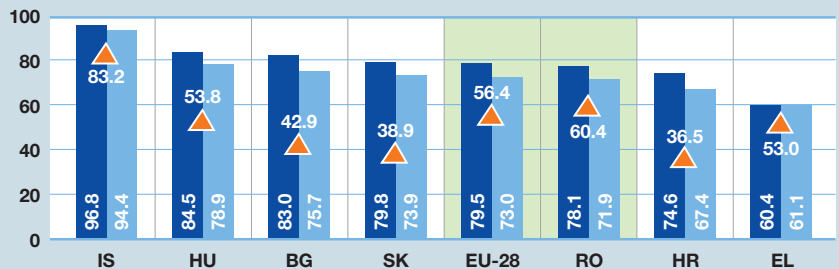
% of the population aged 18 to 24 with at most lower secondary education and who were not in further education or training during the last four weeks prior to the survey, 2017



Source: Eurostat, EU labour force survey, date of extraction 11.12.2018.

### Employment rates of young graduates

% of 20 to 34 year-olds no longer in education and training, 2017



■ Upper vocational secondary and post-secondary non-tertiary education (levels 3 and 4)  
■ Upper general secondary and post-secondary non-tertiary education (levels 3 and 4)  
▲ Less than primary, primary and lower secondary education (levels 0-2)

Source: Eurostat, EU labour force survey, date of extraction 11.12.2018.